

Inductive sensor

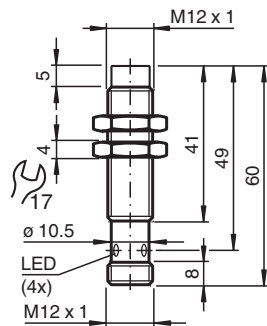
NMN10-12GH50-E2-V1



- 10 mm non-flush
- Active surface metal
- One-piece housing with stainless steel (V4A; 1.4435)



Dimensions



Technical Data

General specifications		
Switching function		Normally open (NO)
Output type		PNP
Rated operating distance	s_n	10 mm
Installation		non-flush
Output polarity		DC
Assured operating distance	s_a	0 ... 8.1 mm
Reduction factor r_{Al}		1
Reduction factor r_{Cu}		0.8
Reduction factor r_{304}		0.1 (0.7 of material thickness 2 mm)
Reduction factor r_{St37}		1
Output type		3-wire
Nominal ratings		
Installation conditions		
A		22 mm (mild steel) 21 mm (stainless steel) 13 mm (aluminum) 15 mm (brass)

Release date: 2022-05-25 Date of issue: 2022-05-25 Filename: 288262_eng.pdf

Refer to "General Notes Relating to Pepperl+Fuchs Product Information".

Pepperl+Fuchs Group
www.pepperl-fuchs.com

USA: +1 330 486 0001
fa-info@us.pepperl-fuchs.com

Germany: +49 621 776 1111
fa-info@de.pepperl-fuchs.com

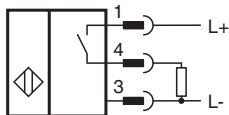
Singapore: +65 6779 9091
fa-info@sg.pepperl-fuchs.com

pepperl+fuchs

Technical Data

B		24 mm
C		30 mm
F		120 mm
Operating voltage	U_B	10 ... 30 V
Switching frequency	f	0 ... 400 Hz
Hysteresis	H	3 ... 15 typ. 5 %
Reverse polarity protection		yes
Short-circuit protection		yes
Voltage drop	U_d	≤ 2 V
Operating current	I_L	0 ... 200 mA
Off-state current	I_r	≤ 0.1 mA
No-load supply current	I_o	≤ 10 mA
Time delay before availability	t_v	≤ 40 ms
Switching state indicator		LED, yellow
Limit data		
Operating pressure statically		80 bar (1160.3 psi) max.
Functional safety related parameters		
MTTF _d		652 a
Mission Time (T _M)		20 a
Diagnostic Coverage (DC)		0 %
Compliance with standards and directives		
Standard conformity		
Standards		EN 60947-5-2:2007 EN 60947-5-2/A1:2012 IEC 60947-5-2:2007 IEC 60947-5-2 AMD 1:2012
Approvals and certificates		
UL approval		cULus Listed, General Purpose
CCC approval		CCC approval / marking not required for products rated ≤ 36 V
Ambient conditions		
Ambient temperature		-25 ... 85 °C (-13 ... 185 °F)
Mechanical specifications		
Connection type		Connector plug M12 x 1 , 4-pin
Housing material		Stainless steel 1.4435 / AISI 316L
Sensing face		Stainless steel 1.4435 / AISI 316L
Degree of protection		IP68 / IP69K
Mass		23 g

Connection



Connection Assignment






Wire colors in accordance with EN 60947-5-2

1	BN	(brown)
2	WH	(white)
3	BU	(blue)
4	BK	(black)

Installation



Accessories

	BF 12	Mounting flange, 12 mm
	V1-G-2M-PUR	Female cordset single-ended M12 straight A-coded, 4-pin, PUR cable grey
	V1-W-2M-PUR	Female cordset single-ended M12 angled A-coded, 4-pin, PUR cable grey

Release date: 2022-05-25 Date of issue: 2022-05-25 Filename: 288262_eng.pdf